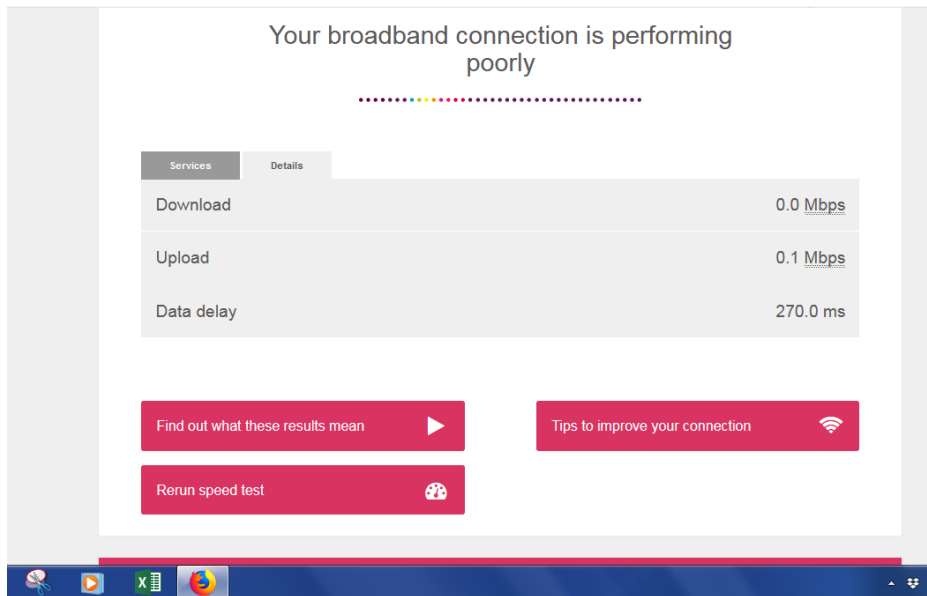


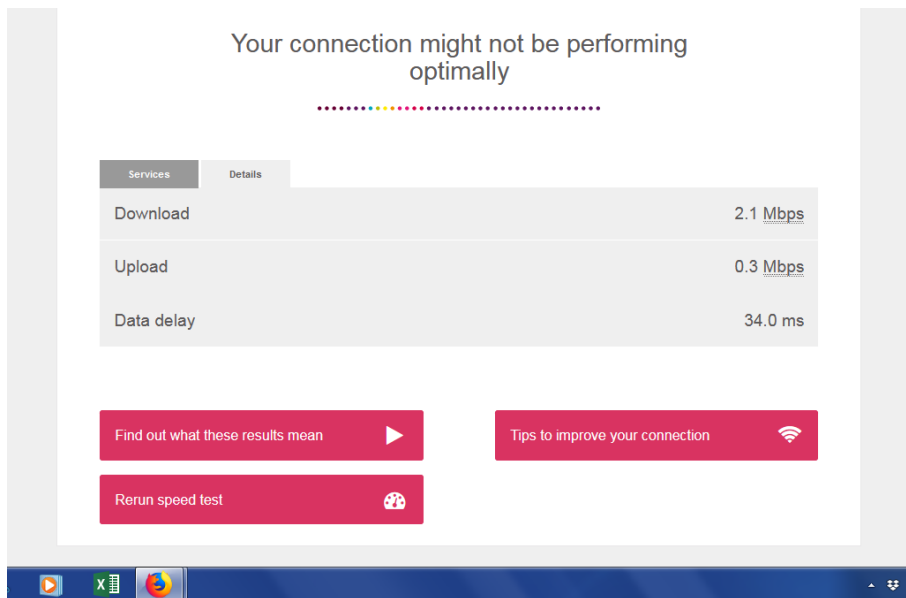
Broadband Speed Checker - OFCOM

20/09/2019 7.55PM study, microfilters on, no ethernet cable.

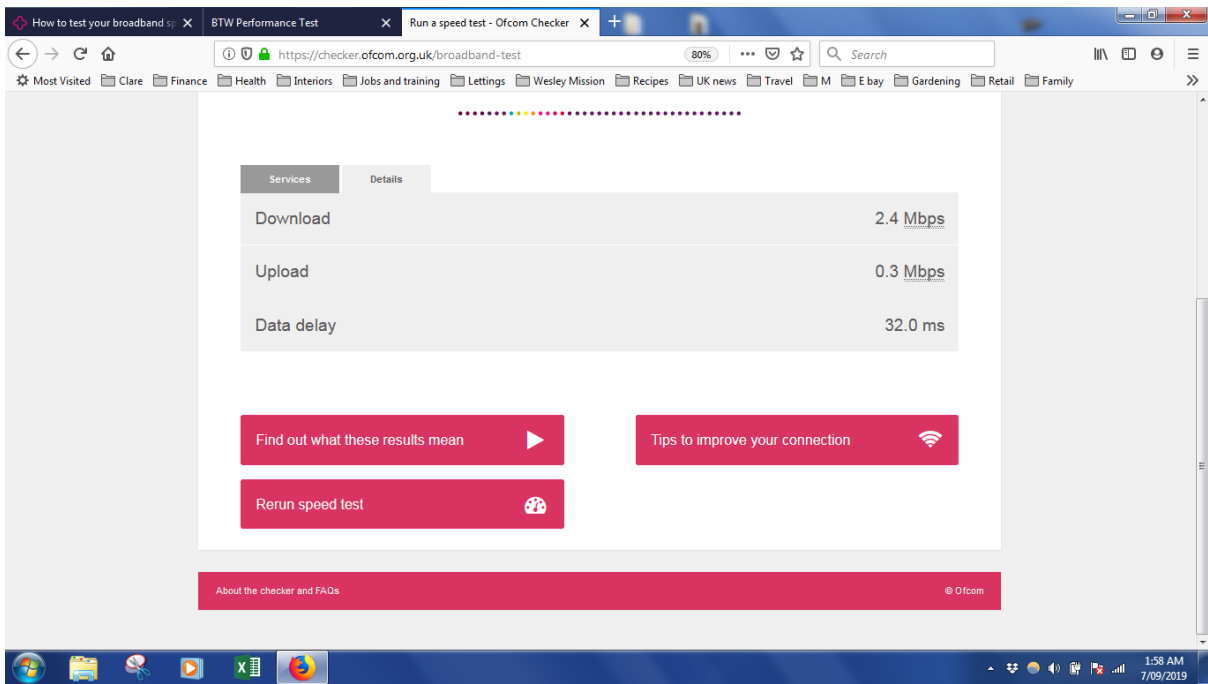


Called PlusNet at 4pm approx 20 Sept. Reset router and router refresh completed.

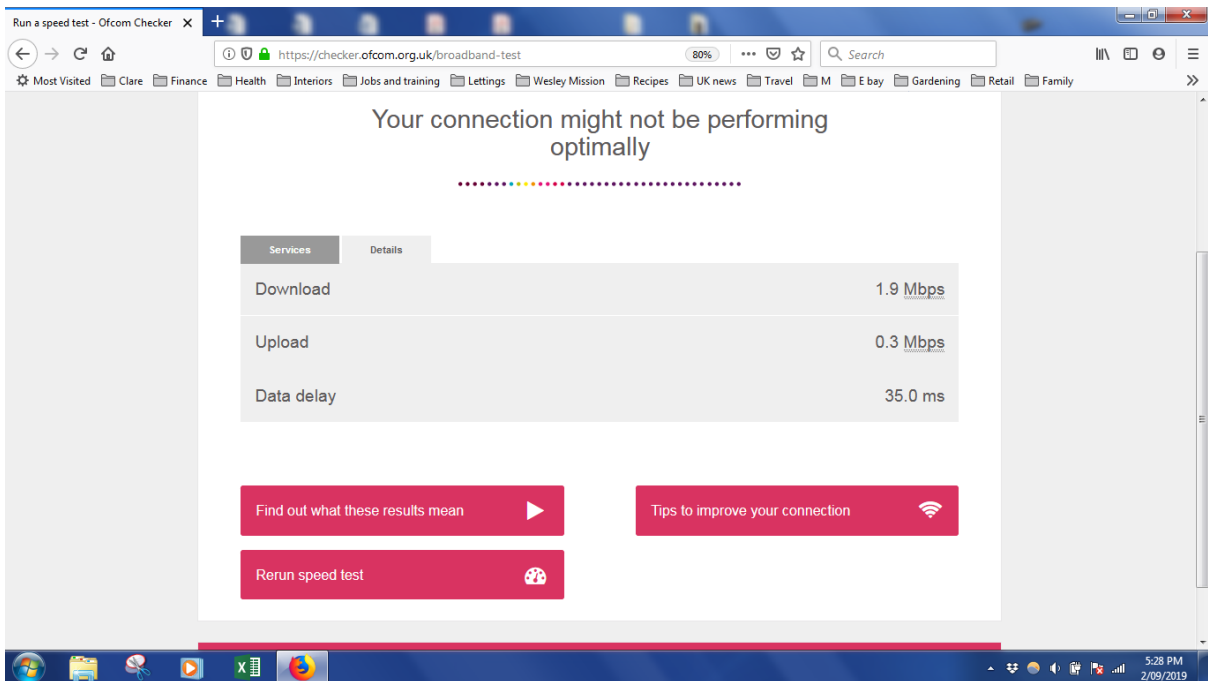
20/09/2019 1.55PM study, microfilters on, no ethernet cable.



6/09/2019 8.25AM study, microfilters on, no ethernet cable.



2/09/2019 8.25AM study, microfilters on, no ethernet cable.



17/8/18 7.30pm study, microfilters on, no ethernet cable. Little or no improvement

Run a speed test - Ofcom Checker x

https://checker.ofcom.org.uk/broadband-test

80%

Search

Most Visited | Clare | Finance | Health | Interiors | Jobs and training | Lettings | Wesley Mission | Recipes | UK news | Travel | M | E bay | Gardening | Retail | Family

Your broadband connection is performing poorly

Services | Details

Download	3.2 Mbps
Upload	0.2 Mbps
Data delay	33.0 ms

Find out what these results mean

Tips to improve your connection

4:30 AM
18/08/2019

16 Aug 4.34pm study, microfilters on, no ethernet cable, after I had called Plus Net to complain about slow speed and rebooted router – 4hrs after my conversation with Plusnet (?Tom) as instructed.

Run a speed test - Ofcom Checker x

https://checker.ofcom.org.uk/broadband-test

80%

Search

Most Visited | Clare | Finance | Health | Interiors | Jobs and training | Lettings | Wesley Mission | Recipes | UK news | Travel | M | E bay | Gardening | Retail | Family

Your broadband connection is performing poorly

Services | Details

Download	2.0 Mbps
Upload	0.2 Mbps
Data delay	32.0 ms

Find out what these results mean

Tips to improve your connection

1:44 AM
17/08/2019

16 Aug 11.34pm study, microfilters on, no ethernet cable

The screenshot shows the Ofcom Checker website interface. At the top, a yellow warning triangle icon is displayed above the text "Your connection might not be performing optimally". Below this, a table shows the test results:

Service	Speed
Download	2.4 Mbps
Upload	0.3 Mbps
Data delay	36.0 ms

At the bottom of the results section, there are two red buttons: "Find out what these results mean" and "Tips to improve your connection". The browser's address bar shows the URL "https://checker.ofcom.org.uk/broadband-test". The system tray at the bottom right indicates the time is 8:33 PM on 16/08/2019.

9 Aug 16.12pm study, microfilters on, no ethernet cable

The screenshot shows the Ofcom Checker website interface. At the top, a yellow warning triangle icon is displayed above the text "Your connection might not be performing optimally". Below this, a table shows the test results:

Service	Speed
Download	2.4 Mbps
Upload	0.3 Mbps
Data delay	35.0 ms

At the bottom of the results section, there are three red buttons: "Find out what these results mean", "Tips to improve your connection", and "Rerun speed test". The browser's address bar shows the URL "https://checker.ofcom.org.uk/broadband-test". The system tray at the bottom right indicates the time is 1:12 AM on 10/08/2019.

02 Aug 07.26am study, microfilters on, no ethernet cable

Service	Speed
Download	2.1 Mbps
Upload	0.2 Mbps
Data delay	32.0 ms

31 July 8.05pm study, microfilters on, no ethernet cable to router.

Your connection might not be performing optimally

Service	Speed
Download	2.1 Mbps
Upload	0.3 Mbps
Data delay	32.0 ms

30 July 11.15 am study, microfilters on, no ethernet cable

DFV statistics | Queensland Co... Run a speed test - Ofcom Checker Australians Together | Why air... Strong Women Talking - Hom...

https://checker.ofcom.org.uk/broadband-test

Search

Most Visited Clare Finance Health Interiors Jobs and training Lettings Wesley Mission Recipes UK news Travel M E bay Gardening Retail Family

Your broadband connection is performing poorly

Services Details

Download	2.8 Mbps
Upload	0.3 Mbps
Data delay	35.0 ms

8:17 PM 30/07/2019

30 July 10.27am, study, microfilter on, wi fi only

DFV statistics | Queensland Co... Run a speed test - Ofcom Checker Australians Together | Why air...

https://checker.ofcom.org.uk/broadband-test

Search

Most Visited Clare Finance Health Interiors Jobs and training Lettings Wesley Mission Recipes UK news Travel M E bay Gardening Retail Family

Your broadband connection is performing poorly

Services Details

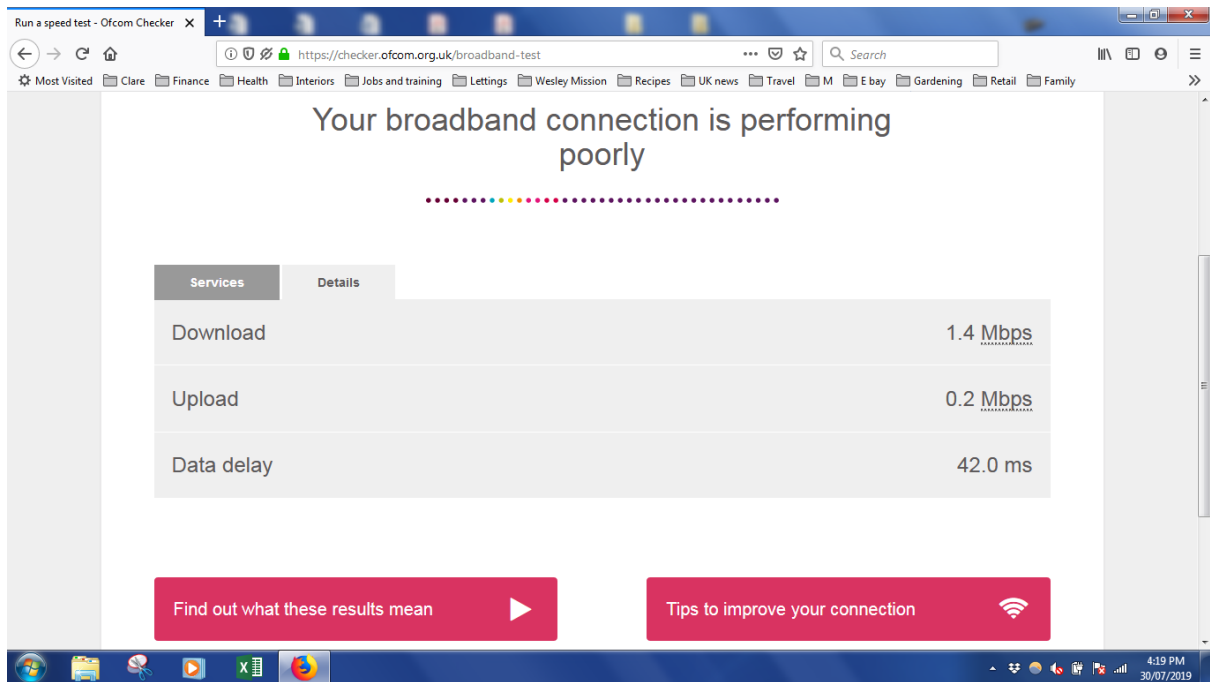
Download	2.8 Mbps
Upload	0.3 Mbps
Data delay	35.0 ms

Find out what these results mean

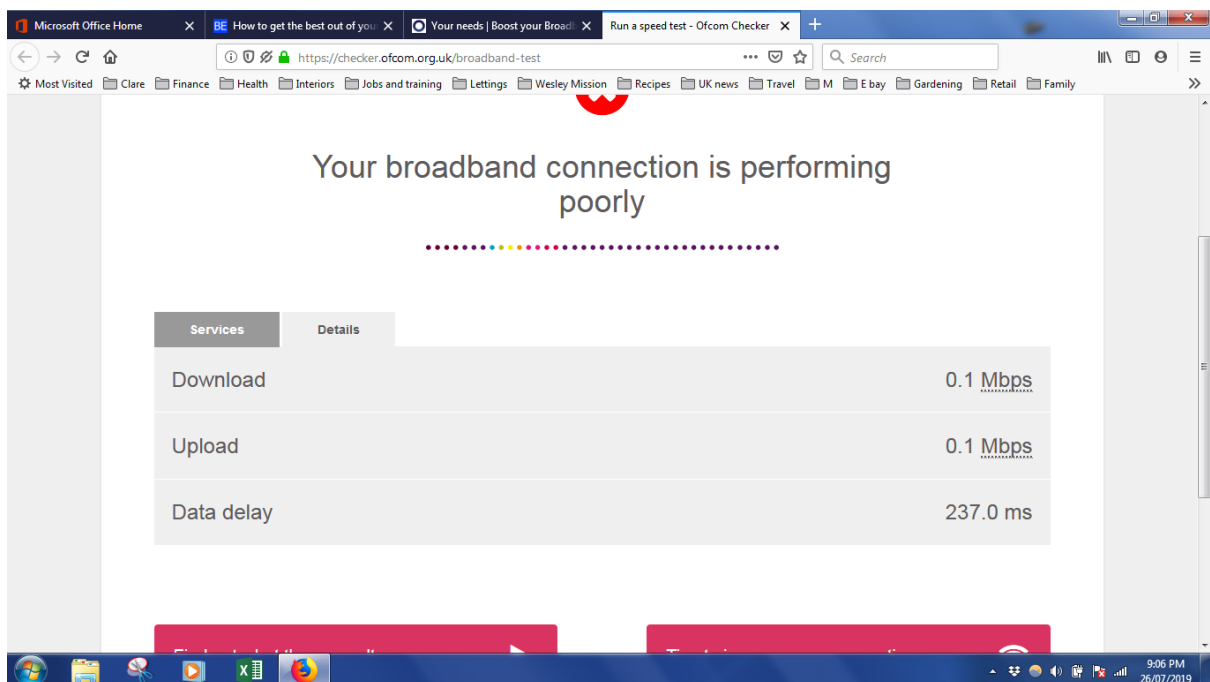
Tips to improve your connection

7:27 PM 30/07/2019

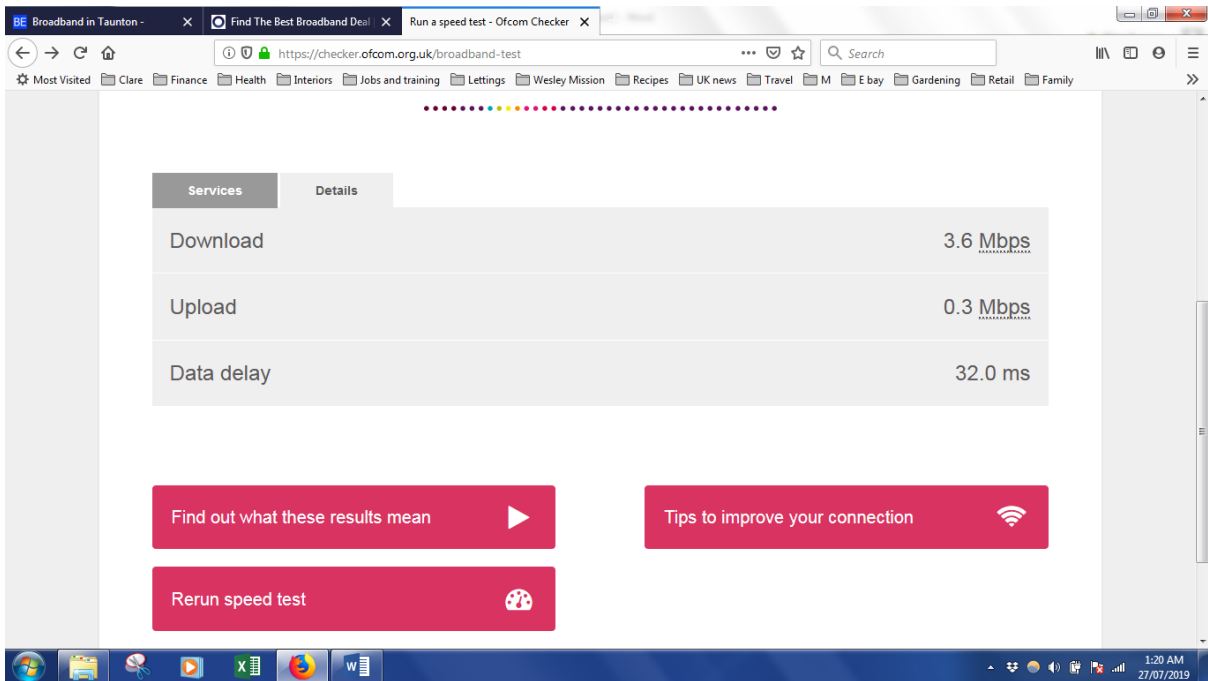
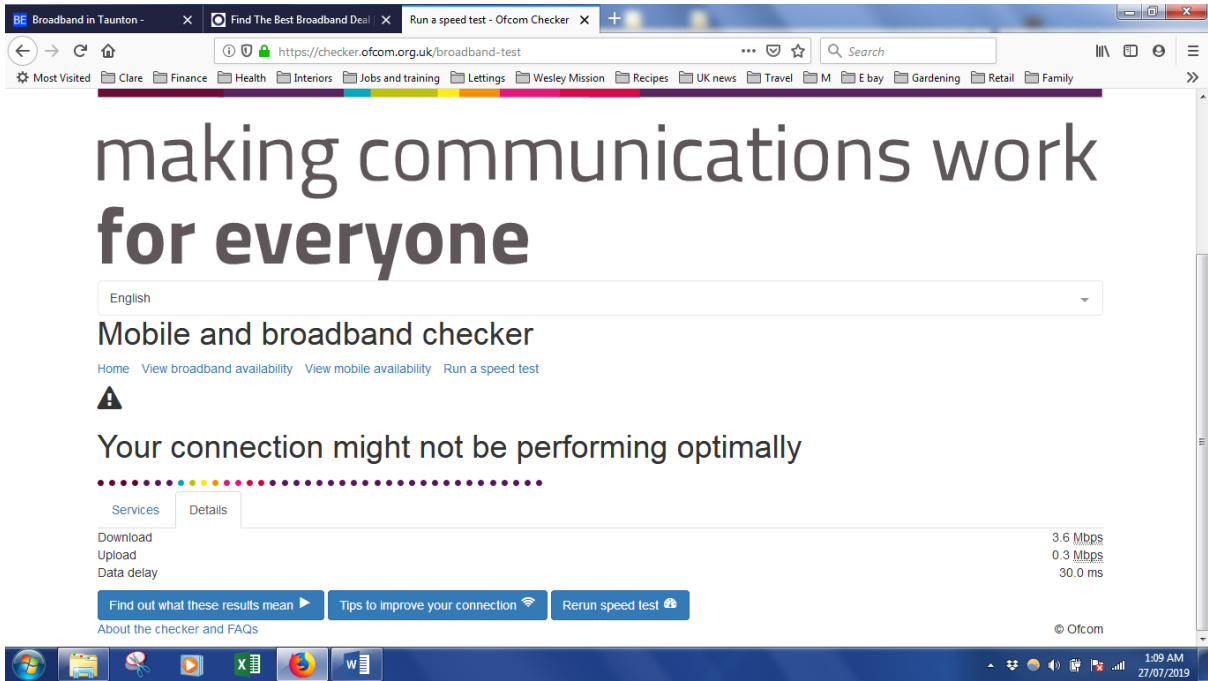
30 July 2019 7. 21 am – study,microfilters on, ethernet cable to router.



27 July pm In the study (not primary point of entry to house), microfilters on all sockets.



4.09 pm 27 July – plugged into main phone point with helpline/landline disconnected and using cable into router



4.12pmm 27 July

making communications work
for everyone

English

Mobile and broadband checker

Home View broadband availability View mobile availability Run a speed test

A

Your connection might not be performing optimally

Services Details

Download	3.6 Mbps
Upload	0.3 Mbps
Data delay	31.0 ms

Find out what these results mean Tips to improve your connection Rerun speed test

About the checker and FAQs © Ofcom

4.43 27 July from study with cable into router and microfilter in use.

Your connection might not be performing optimally

Services Details

Download	3.2 Mbps
Upload	0.3 Mbps
Data delay	30.0 ms

Find out what these results mean Tips to improve your connection

OFCOM

<https://checker.ofcom.org.uk/broadband-coverage>

TA37JP - highest available download speed is 8Mbps and 0.8 Mbps download.